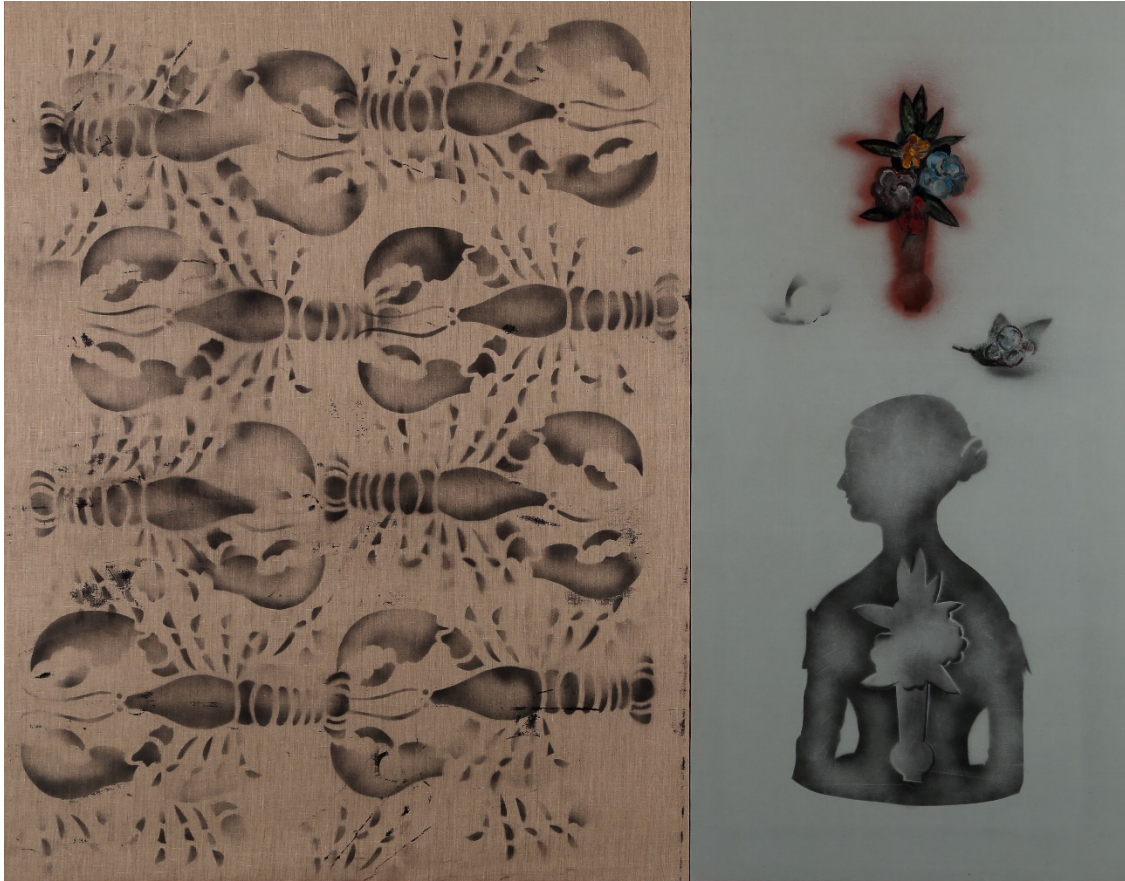




### No. 3 | Stencil With a Pencil - Exploring Pattern and Shape



**Gerald Ferguson** (1937-2009)

*A Lady and a Flower with Eight Lobsters*, 1990

enamel, acrylic on canvas, linen

158.4 x 208.8 cm

Purchased with funds from an anonymous donor in memory of Roy and Helen Bruce,

Charlottetown, P.E.I., 1990

CAG 90.4.3

#### Activity Description

Gerald Ferguson primarily used stencils to create the work *A Lady and a Flower with Eight Lobsters*. Most of the time we think of stencils as a tool used with spray paint, however, they can also be used

with other materials such as acrylic paint and pencils. With this activity you will learn how to create and use a stencil to be used in your own drawing.




CONFEDERATION  
CENTRE OF THE ARTS

arts  
education

**ART  
CLASS**  
FROM HOME

### Example



### Materials

1. Pencil/Pencil crayons/Markers
  2. Scissors
  3. Paper (at least 2 pieces)
- Optional: Tape, acrylic paint



CONFEDERATION  
CENTRE OF THE ARTS

arts  
education

**ART  
CLASS**  
FROM HOME

### Instructions

Get a piece of paper.









CONFEDERATION  
CENTRE OF THE ARTS

arts  
education


**ART  
CLASS**  
FROM HOME

Fold it in half.





Draw half of your shape on the  
folded side of the paper.  
This will give you a  
symmetrical stencil.



Folded side










CONFEDERATION  
CENTRE OF THE ARTS

arts  
education

**ART  
CLASS**  
FROM HOME

Cut out your shape.







CONFEDERATION  
CENTRE OF THE ARTS

arts  
education


**ART  
CLASS**  
FROM HOME

Unfold and get your drawing paper ready.






Tape your stencil to the paper.







Use your pencil to scribble over the stencil.






CONFEDERATION  
CENTRE OF THE ARTS

arts  
education

**ART  
CLASS**  
FROM HOME

Remove the stencil. Repeat or make another!



When you finish your stencil drawing consider sharing it on social media! Be sure to tag the Confederation Centre Art Gallery (@ccoag) and use the hashtag [#ccagartclassfromhome!](#)