



CONFEDERATION
CENTRE OF THE ARTS

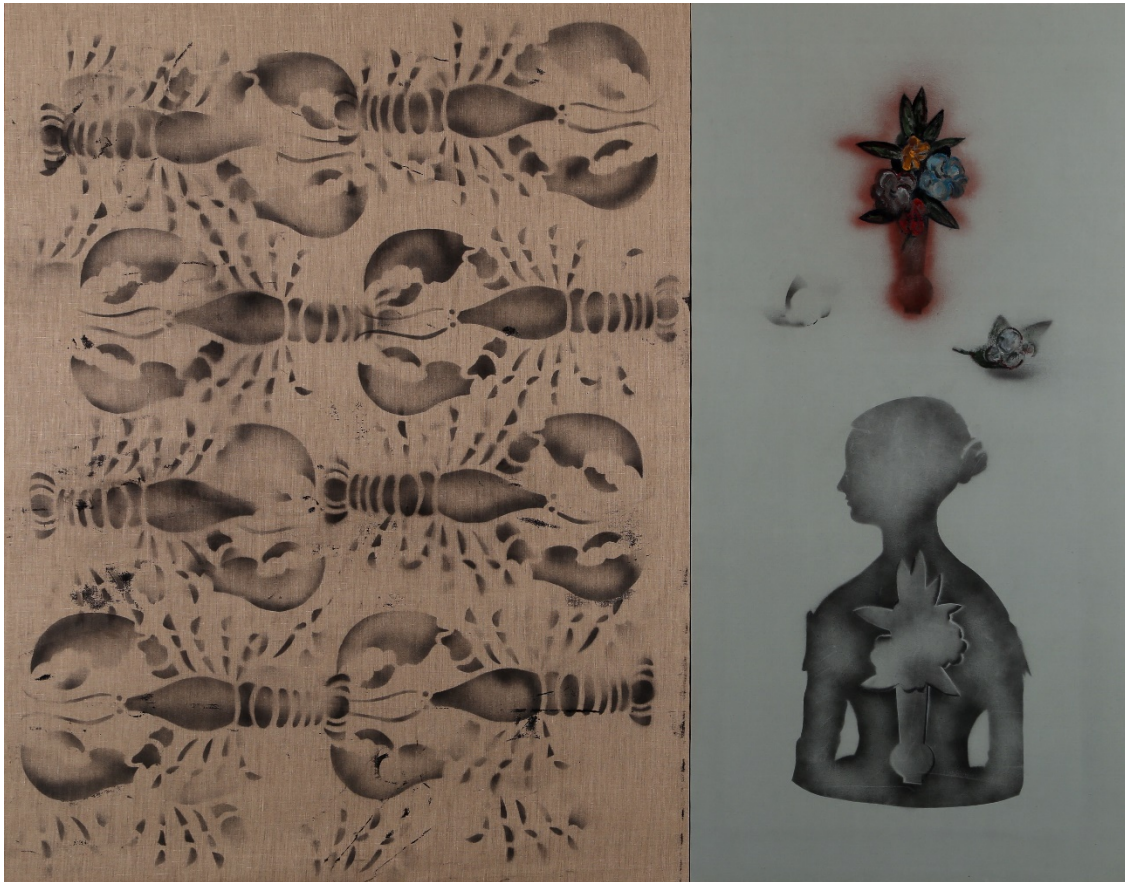
arts
education

**ART
CLASS**
FROM HOME

Explore the elements of art while learning more about artworks in the Confederation Centre Art Gallery's permanent collection. This brand-new program provides weekly instructional art activities inspired by artworks from our permanent collection. These activities are similar to those taught in the gallery's regular education programs and can be completed with basic materials that you probably already have at home!

Feedback and questions can be sent to Evan Furness our visual arts educator at efurness@confederationcentre.com.

No. 3 | Stencil With a Pencil - Exploring Pattern and Shape



Gerald Ferguson (1937-2009)

A Lady and a Flower with Eight Lobsters, 1990

enamel, acrylic on canvas, linen

158.4 x 208.8 cm

Purchased with funds from an anonymous donor in memory of Roy and Helen Bruce,
Charlottetown, P.E.I., 1990

CAG 90.4.3




Activity Description

Gerald Ferguson primarily used stencils to create the work *A Lady and a Flower with Eight Lobsters*. Most of the time we think of stencils as a tool used with spray paint, however, they can also be used

with other materials such as acrylic paint and pencils. With this activity you will learn how to create and use a stencil to be used in your own drawing.

Example





Materials

1. Pencil/Pencil crayons/Markers
 2. Scissors
 3. Paper (at least 2 pieces)
- Optional: Tape, acrylic paint

Instructions

Get a piece of paper.







CONFEDERATION
CENTRE OF THE ARTS

arts
education


**ART
CLASS**
FROM HOME

Fold it in half.





Draw half of your shape on the
folded side of the paper.
This will give you a
symmetrical stencil.



Folded side







CONFEDERATION
CENTRE OF THE ARTS

arts
education

**ART
CLASS**
FROM HOME

Cut out your shape.







CONFEDERATION
CENTRE OF THE ARTS

arts
education


**ART
CLASS**
FROM HOME

Unfold and get your drawing paper ready.






Tape your stencil to the paper.





Use your pencil to scribble over the stencil.






CONFEDERATION
CENTRE OF THE ARTS

arts
education

**ART
CLASS**
FROM HOME

Remove the stencil. Repeat or make another!



When you finish your stencil drawing consider sharing it on social media! Be sure to tag the Confederation Centre ([@confedcentre](#)) and use the hashtag [#ccagartclass](#)!